

PROSPECTUS CUM INFORMATION BULLETIN

**Lateral Entry Admission in Diploma Level
Technical Institutes under the Dept. of
Higher Education for ITI Pass-outs
Academic Year 2023-2024**

Contact Us:

For any query please contact

Mobile Numbers

+91-8787690236

+91-7005213704

+91-9485075610

Email: csc2020tripura@gmail.com

**Central Selection Committee-2023
Education (Higher) Department
Govt. of Tripura**

**Lateral Entry Admission for ITI Pass-outs in Diploma
Engineering Programmes for Academic Session 2023-24
Under the Dept. of Higher Education, Govt. of Tripura.**

**Opening Date: 21.06.2023
Closing Date: 20.07.2023**

Duly filled in **Online Applications** in prescribed forms are invited from the eligible students for Lateral Entry Scheme in Diploma Level Technical Institutes of Tripura under the Dept. of Higher Education for ITI Passouts for admission in 2nd year (3rd semester) of Diploma Engineering Courses in the Academic Session 2023-24 in Tripura Institute of Technology (Narsingarh), Women's Polytechnic (Hapania), Dhalai District Polytechnic (Ambassa), Gomati District Polytechnic (Udaipur), North Tripura District Polytechnic (Dharmanagar), TTAADC Polytechnic Institute (Khumulwng) and Techno College of Engineering, Agartala, CIPET Agartala in vacant seats of different branches of the respective institutes.

The process of application will be as follows:

Registration process	Online Registration from the website: www.highereducation.tripura.gov.in	
Online Registration	Opening	Closing
	(21.06.2023)	(20.07.2023)
Registration Fees	Rs. 350/- (All candidate other than BPL) Rs. 200/- (BPL male & female candidates) Processing charges and Goods & Service Tax (GST) are to be paid extra by the candidate, as applicable.	

N.B.:

1. All other related information are mentioned in Prospectus available in the website **www.highereducation.tripura.gov.in** .
2. It is to be noted that admission of candidate in an institute will be subjected to merit position in the ITI Lateral Entry merit list, seat allotment through Online Counselling along with fulfillment of all eligibility criteria and other norms as specified by the Dept. of Higher Education and Central Selection Committee.

Guidelines for admission in Diploma Engineering through Lateral Entry Scheme from ITI

- A. Candidates should be citizen of Tripura and should have valid PRTC.
- B. Candidate with Madhyamik or 10th standard passed from a recognized board by TBSE with 2 years NCVT approved ITI courses are eligible for taking admission into 2nd year (3rd semester) of Diploma Engineering through Lateral Entry Scheme
- C. Intake capacity will be the unfilled vacancies in the first year plus 10% of the "Approved Intake" which shall be over and above i.e. supernumerary to the "Approved Intake".
- D. There will be no age limit for candidates for admission into Diploma Engineering.
- E. As per AICTE, 10th + 2 year ITI shall be eligible for admission to Second year Diploma Course(s) in Any branch of Engineering and Technology.

- F. Candidate has to produce all original documents including Character Certificate issued by Head of the Institute last attended or any Gazetted Officer. Such Character Certificate must be issued within six month of date of document verification and admission.
- G. Reservation of unfilled vacancies may be as like the Roster of seats of the preceding first year and for additional 10% supernumerary seats new roster will be prepared as per the guidelines of state government.
- H. Diploma Engineering branches and a list of Institutes is given as per table below-

Name of Institute with branch available

Sl. No.	Name of the Institute	Name of the branches
1.	Tripura Institute of Technology (TIT), Narsingarh	Civil Engineering
		Mechanical Engineering
		Electrical Engineering
		Electronics and Telecommunication Engineering
		Computer Science and Technology
		Food Processing Technology
		Architectural Assistantship
		Automobile Engineering
2.	Women's Polytechnic (WP), Hapania	Information Technology
		Medical Laboratory Technology
		Fashion Technology
		Computer Science and Technology
		Electronics and Telecommunication Engineering
3.	Dhalai District Polytechnic (DDP), Ambassa	Civil Engineering
		Electrical Engineering
		Electronics and Telecommunication Engineering
4.	Gomati District Polytechnic (GDP), Udaipur	Civil Engineering
		Electrical Engineering
		Computer Science and Technology
5.	North Tripura District Polytechnic (NTDP), Dharmanagar	Civil Engineering
		Mechanical Engineering
		Electronics and Telecommunication Engineering
6.	TTAADC Polytechnic Institute, Khumulwng	Civil Engineering
		Mechanical Engineering
		Electrical Engineering
7.	Central Institute of Petrochemicals Engineering & Technology (CIPET), Agartala.	Plastics Technology
		Plastics Mould Technology
8.	Techno College of Engineering, Agartala.	Mechanical Engineering
		Electrical Engineering
		Civil Engineering (Construction Technology)
		Electronics and Communication Engineering
		Artificial Intelligence and Machine Learning
		Cloud Computing and Big Data
		Computer Science and Engineering

- I. Registration and application has to be done through online portal of CSC 2023 (deet.tripura.gov.in)
- J. Application fee to be paid online as applicable **Rs. 350/-** (for all candidate other than BPL) and **Rs. 200/-** (for BPL candidates).
- K. Payment of fee will be done through online only in the bank account of CSC. Beyond the

examination fee any additional surcharges will have to be paid by candidate themselves.

- L. Merit list will be prepared from total marks obtained in ITI that is reflected in ITI **Consolidated Statement of marks**.
- M. Counselling will be done through online. Prior to online counselling students has to fill up their choice of branch and institute. The online portal will allot a seat to respective student and an allotment letter will be generated which will be available in the portal developed for the purpose.
- N. Reservation of seats will be as per norms set by Govt. of Tripura.
- O. Candidate has to be physically present and has to produce all original documents at the time of taking admission in respective Institutes. Candidate also has to fulfill all other formalities of respective institutes.
- P. After completion of 1st round of counseling, there may be 2nd round and Spot counseling based on availability of seats.
- Q. During Online Application, candidate has to upload consolidated final mark sheet, current Photograph and Signature, otherwise candidate will lose his/her candidature/claim for the year.
- R. BPL candidates seeking relaxation of fees have to provide their unique Ration Card Number during online application process. After verification, if it is found that the Ration Card is not for BPL in that case candidates have to pay the extra amount to CSC at the time of admission failing which, candidate will lose his / her candidature /claim for the year.
- S. Candidates have to produce hard copy of their online application confirmation page and photocopy of all relevant documents along with original documents during document verification and admission. Without verification of original documents, no candidate will be allowed to take admission.

Reservation

Reservation of seats for SC / ST / Person with Disability (PwD)/ Wards of Ex-serviceman (ESM) candidates will be made as per Reservation Policy of the Government of Tripura as notified from time to time. In case of PwD, percentage and type of PwD will be as per Govt. norms. Certificate(s) issued by the appropriate authority (Dept. of Social Welfare for PwD candidate) shall have to be produced at the time of document verification. In case of ESM, the candidate must endorse the Online Submitted Form from Rajya Sainik Board.

Publication of Merit List

Merit list will be prepared from total marks obtained in ITI that is reflected in ITI Consolidated Statement of marks. There will not be any entrance examination in the academic year 2023-2024. Merit List will be published in the **www.highereducation.tripura.gov.in** and **deeet.tripura.gov.in** portal.

After the publication of merit list there will be online choice feeding, online counseling, online issue of allotment letter and admission into respective institutes.

Application Fees

Application fee with payment gateway service charges, as applicable, are payable by the candidates through Net banking/ Debit Card/ Credit Card.

Category wise Application Fee	
General, SC and ST	Rs 350/-
BPL (male & female) candidates	Rs 200/-
Processing charges & Goods & Service Tax (GST) are to be paid by the candidate, as applicable.	

Important Dates

Sl. No.	Activity	Date
1.	Online Registration opening	21 st June 2023
2.	Online Registration closing	21 st July 2023

Instruction for Online Application

Candidates are required to go through the instructions carefully before submitting online application.

Once an application is received, it will be considered that the candidate agrees to all terms & conditions, rules & regulations stipulated in the Information Bulletin and notices published by Central Selection Committee (CSC).

Any application not in compliance with the conditions specified by the CSC 2023 is liable to be rejected.

1. Candidates have to apply “**Online**” ONLY. The Application Form other than online mode will not be accepted.
2. Submission of Online Application Form should be done by accessing Diploma Engineering Entrance Examination of Tripura website <https://deet.tripura.gov.in/>.
The Link is also provided in the DHE website: www.highereducation.tripura.gov.in. Only one application is to be submitted by a candidate. Duplicate applications may cause rejection of his/her candidature.
3. Please ensure your eligibility as per the criteria laid down for Lateral Entry Scheme.
4. **It is essential to have a mobile number and a personal email ID for online application.**

All future communications will be sent through the registered mobile number and email ID. **CSC will not be responsible for non-receipt of any communication by the candidates if the mobile number and/or the email ID are wrong/non-existing/changed/ de-activated.**

Instructions for Filling Online Application Form (Detailed guidelines for complete online application for Lateral Entry Scheme - 2023)

a) Registration:

After accessing the DEET Portal, the candidates have to Register themselves before applying. A candidate has to carefully note down his/her Registration ID and Password etc. Once the registration details i.e. name, gender, date of birth and E-mail ID are entered and submitted, they

cannot be changed /modified /edited under normal circumstances. Also the information must match exactly with the school admit cards, mark sheets, certificates, photo identity cards, caste/category certificates etc. which a candidate has to produce at the time of reporting during admission.

b) Create Profile details and edit:

- Candidate has to fill up his/her profile details in this section i.e. Father's name, mother name's, caste etc.
- Upload scanned images of Candidate's Photograph (Not more than 250 Kb), Candidate's Signature (Not more than 100 Kb).

c) Filling online application

Fill up the application form in online mode and note down the system generated Application Number.

d) Upload following documents

1. Recent **colour photograph** and **full Signature**.
2. **Marksheet** of Madhyamik or equivalent examinations of CBSE, ICSE and other TBSE recognized Boards.
3. **ITI** final consolidated marksheet.
4. **ITI** pass certificate.
5. **PRTC (not Citizenship certificate)** as proof of residency of the **applicant**.
6. **Caste (SC/ST) Certificate** of the candidate from the appropriate authority.
7. **Persons with Disabilities (PwD)** Certificate issued by Dept. of Social Welfare / District Disabilities Rehabilitation Centres (DDRC) or competent authority approved by the State Government, if any.
8. **Ward of Ex – Serviceman (ESM)** Certificate (from Rajya Sainik Board/Directorate of Sainik Welfare).
9. The page of **BPL ration card** (for BPL candidate) **showing Card Holder Details** in case of seeking reduced application fees.

e) Preview Application: Before final submission of the application the candidates need to check and confirm the details and edit if necessary.

f) Submit Application: Candidates cannot edit/ change details after final submission of the application form.

g) Make Payment:

Make payment of requisite fees using online payment gateways and keep proof of the payment. **The fee may be paid either by credit/debit card or Net Banking.** No other modes like Money Order, DD, IPO etc. will be accepted. No request for refund of fees once remitted by the candidate will be entertained.

h) Print Acknowledgement

You have to take a Print copy of the **Acknowledgement Page** after successful completion of the application. This Acknowledgement page should be submitted at the time of reporting and admission in the institutes.

Publication of Merit List & Online Counselling:

Merit list will be prepared on the basis of total marks obtained in ITI final examinations that is reflected in Consolidated Statement of marks. Merit List will be published in the **www.highereducation.tripura.gov.in and deet.tripura.gov.in** portal. Subsequently, the concerned candidates mandatorily have to make online choice feeding before online counselling. Only after that there will be issue of online **Seat Allotment Letter**.

Online Counseling

Before online counselling, choice feeding has to be done in the online portal by the concerned candidates. Based on the choice feeding, the eligible candidates will be nominated for admission in different polytechnic institute through online counseling. Available seats of different courses in different polytechnic institute in state of Tripura will be distributed amongst the eligible candidates through online counseling.

The Following documents in original along with two sets of photocopies are required at the time of document verification and admission:

1. Two recent passport size colour **photographs**.
2. **Marksheet** of Madhyamik or equivalent examination.
3. **ITI** final consolidated marksheet.
4. **ITI** pass certificate.
5. **Admit card** of Madhyamik Examination or equivalent/**Birth certificate** as proof of age.
6. **PRTC (not Citizenship certificate)** as proof of permanent residency of the **applicant**.
7. **Caste (SC/ST) Certificate** of the candidate from the appropriate authority.
8. **Persons with Disabilities (PwD)** Certificate issued by Dept. of Social Welfare / District Disabilities Rehabilitation Centres (DDRC) or competent authority approved by the State Government, if any.
9. **Ward of Ex – Serviceman (ESM)** Certificate (from Rajya Sainik Board/Directorate of Sainik Welfare).
10. **BPL Ration Card** from the appropriate authority approved by the State Government, if any.

Appendix-1

Guidelines for filling up the online application form

Step 1: Go to <https://highereducation.tripura.gov.in/> and click on “For Admission into Diploma Engineering” for DEET 2023 Registration in deet.tripura.gov.in/



Click on “For Admission into Diploma Engineering” for ITI Lateral 2023 Registration in deet.tripura.gov.in/

Step 2: Registration in deet.tripura.gov.in/

A screenshot of the "New User Registration" form on the DEET website. The form is divided into two main sections: "New User Registration" and "Login". The "New User Registration" section contains fields for Name, Email ID, Mobile Number, Date of Birth, Password, and Confirm Password. A red arrow points from a text box to the "Generate OTP" button next to the Mobile Number field.

For new registration, fill up the registration form with correct information of the candidate. It is essential to have a mobile number and a personal email ID

A screenshot of the "New User Registration" form, showing the next step where the user enters the OTP. The "Mobile Number" field is now filled with "91 8837077415". A new "OTP" field has appeared, containing the number "186208". A red arrow points from a text box to the "Submit OTP" button next to the OTP field.

Enter the Mobile Number and Click on Generate OTP button.
Enter the OTP received at the given mobile number in OTP field and click on Submit OTP button.

index.jsp

Diploma Engineering Entrance Examination of Tripura
(Department of Higher Education)

Home About Us Contact Us How to Apply

New User Registration

Your DEET Registration Number for DEET is U2020031900020. You may login now.

Name: Select Type Your Full Name

Email ID: u2020031000005

Mobile Number: +91 Type Your 10 Digit Mobile Number

Date of Birth: dd-mm-yyyy

Password: Password Strength: Almost Strong

Confirm Password: Re-Type Your Password

Login

User ID: U2020031900020

Password:

Verification Code: wxnvqg

1. After successful registration of the candidate, message will appear with ITI Lateral 2023 Registration Number.
2. Enter the Registration Number or Email Address, enter password, enter verification code and click on log in to fill up Candidate Profile

Step 3: Candidate Profile Fill up

Personal Details:

Father's Name: Select Type Your Father's Full Name

Father's Occupation: Type Your Father's Occupation

Father's Contact Number: Type Your Father's Number

Mother's Name: Select Type Your Mother's Full Name

Mother's Occupation: Type Your Mother's Occupation

Mother's Contact Number: Type Your Mother's Number

Monthly Family Income: Type Your Monthly Income

Guardian's Name: if parents are not alive

Relation with Guardian: Type Your Relation with Guardian

Nationality: Type Your Nationality

Religion: Type Your Religion

Gender: ☐ Male ☐ Female

Category: ☐ GEN ☐ SC ☐ ST

Ex-Service Man (Parents): ☐ Yes ☐ No

Physically Handicapped: ☐ Yes ☐ No

Below Poverty Level: ☐ Yes ☐ No

Having PRTC: ☐ Yes ☐ No

Reason for Not having PRC: Applied / Applying

Ration Card Number: 1234

1. Fill up the Candidate Profile details with correct information.
2. Fill **Guardian's name and relation with guardian if parents are not alive.**
3. If candidate belongs to BPL category then enter correct ration card number.
4. If candidate is not having PRTC and applied/applying for PRTC then click on "No" button and then click on Applied/ Applying option.

Diploma Engineering Entrance Examination of Tripura
(Department of Higher Education)

Home About Us Contact Us Profile Change Password Logout How to Apply

Contact Details:

Permanent Address

Charipara.Schoolpara Agartala

PO Charipara District West Tripura PIN 799003

Address for Communication

☒ Same as Permanent Address

Charipara.Schoolpara Agartala

PO Charipara District West Tripura PIN 799003

Previous Next

1. Fill up the Candidate's Permanent Address and Address for communication
2. If Permanent Address and Address for communication are same click on **same as permanent address** option

Diploma Engineering Entrance Examination of Tripura
(Department of Higher Education)

Home About Us Contact Us Profile Change Password Logout How to Apply

File Uploads:

Preview Photo and Signature

Upload Photo (Max allowed size : 250Kb)

Choose File No file chosen

Upload Signature (Max allowed size : 100Kb)

Choose File No file chosen

Previous Submit

1. Upload Candidate's photograph and signature in correct format and size.
Photograph : Maximum allowed Size and format: 250Kb,JPEG/JPG
Signature: Maximum allowed Size and format: 100Kb,JPEG/JPG
2. Click on Submit button

Diploma Engineering Entrance Examination of Tripura
(Department of Higher Education)

Home About Us Contact Us Profile Change Password Logout How to Apply

File Uploads:

Preview Photo and Signature

Upload Photo (Max allowed size : 250Kb)

Choose File ph1.jpg

Upload Signature (Max allowed size : 100Kb)

Choose File Signature.jpg

Previous Submit

Step 4 : Click on Apply online button for applying in DEEET 2023 session for ITI Lateral Entry

The screenshot displays the DEEET 2023 application portal interface. It is divided into two main columns. The left column contains 'User Account Information' and 'DEEET Session' details. The right column contains 'User Profile Information' and 'ITI Lateral Entry Session' details. A list of instructions on the right side of the image points to specific elements:

1. Profile Updated successfully will appear. (Points to the 'Edit Profile' button in the User Profile Information section)
2. Click on edit profile if corrections are required. (Points to the 'Edit Profile' button in the User Profile Information section)
3. Click on Apply online button for applying in DEEET 2023 (Points to the 'Apply Online' button in the ITI Lateral Entry Session section)

User Account Information:

User Reference ID:	U2020031000005
Name:	Ruman Sarkar
Date of Birth:	02/03/1988
Email:	cswithruman@gmail.COM
Mobile:	7005213704

[Change Password](#)

DEEET Session

Last Online Application Date:	31/05/2021
Last Payment Date:	31/05/2021
Application Fee (In Rupees):	
For General/SC/ST:	350
For BPL:	200

[Apply Online](#)

User Profile Information:

Father's Name:	Lt Anil Sarkar
Mother's Name:	Arati Sarkar
Gender:	Male
Category:	SC

[View More](#) [Edit Profile](#)

ITI Lateral Entry Session


Last Online Application Date:	16/06/2021
Last Payment Date:	16/06/2021
Application Fee (In Rupees):	
For General/SC/ST:	350
For BPL:	200

[Apply Online](#)

Terms and Conditions Privacy Policy Refund/ Cancellation Policy Website Policy

Disclaimer : Website Designed & Developed by NIC, Content provided by Higher Education, Tripura.

Step 5 : Enter Academic Qualification details of ITI courses, upload documents

 **Diploma Engineering Entrance Examination of Tripura**
(Department of Higher Education)





[Home](#) [About Us](#) [Contact Us](#) [Profile](#) [Change Password](#) [Feedback](#) [Logout](#) [How to Apply](#)

Application for ITI Lateral Entry Session

Academic Qualification Details of ITI courses


ITI course is NCVT Approved:
☒ Yes ☐ No


Passed 2 yrs ITI course after class 10th or Madhyamik examination:
☒ Yes ☐ No

Name of The Institute	Address of The Institute	Year of Passing / Appearing	Name of The Trade
 Indranagar ITI	 Indranagar	 2020	 Computer Science

<input checked="" type="checkbox"/> Paper I	Full Marks/Total Grade 100	Marks Obtained/Grade 78
<input checked="" type="checkbox"/> Paper II	Full Marks/Total Grade 100	Marks Obtained/Grade 81
<input checked="" type="checkbox"/> Paper III	Full Marks/Total Grade 100	Marks Obtained/Grade 72
<input checked="" type="checkbox"/> Practical	Full Marks/Total Grade 100	Marks Obtained/Grade 91

Consolidated Full Marks	Consolidated Obtained Marks	Consolidated Percentage Marks
400	322	80.50

Upload ITI consolidated final marksheet:
 CEA_Certificate(1).pdf

ITI pass certificate:
 CEA_Certificate(1).pdf

[Next](#)

[Terms and Conditions](#) [Privacy Policy](#) [Refund/ Cancellation Policy](#) [Website Policy](#)

Disclaimer : Website Designed & Developed by NIC. Content provided by Higher Education, Tripura.

1. Enter Academic Qualification details of ITI courses.
2. Upload ITI consolidated final mark sheet, and ITI Pass certificate
3. Click on Next.

Step 6 : Enter Academic Qualification details of Madhyamik or Equivalent Examination

Diploma Engineering Entrance Examination of Tripura
(Department of Higher Education)

Application for ITI Lateral Entry Session

Academic Qualification Details of Madhyamik or Equivalent Examination

Name of The Institute/School: Umakanta Academy
Board: TBSE
Address of The Institute/School: Agartala, Tripura 799001
Year of Passing: 2016

☐ Check if CGPA is applicable:

Full Marks/Total Grade: 500
Marks Obtained /Grade: 345
Overall Percentage/CGPA: 69.00

Grade/Division: First
Madhyamik or equivalent examination final marksheet: CEA_Certificate(1).pdf

Previous Next

Terms and Conditions Privacy Policy Refund/ Cancellation Policy Website Policy

Disclaimer : Website Designed & Developed by NIC. Content provided by Higher Education, Tripura.

4. Enter Academic Qualification details of ITI courses.
5. Upload ITI consolidated final mark sheet, and ITI Pass certificate
6. If CGPA is applicable please write exact equivalent percentage of CGPA upto two decimal point
7. Click on Next.

Diploma Engineering Entrance Examination of Tripura
(Department of Higher Education)

Application for ITI Lateral Entry Session

Academic Qualification Details of Madhyamik or Equivalent Examination

Name of The Institute/School: Umakanta Academy
Board: TBSE
Address of The Institute/School: Agartala, Tripura 799001
Year of Passing: 2016

☒ Check if CGPA is applicable:

Please write exact equivalent percentage of CGPA upto 2 decimal point

Full Marks/Total Grade: Full Marks
Marks Obtained /Grade: Obtained Marks
Overall Percentage/CGPA: 71.00

Grade/Division: First
Madhyamik or equivalent examination final marksheet: CEA_Certificate(1).pdf

Previous Next

Terms and Conditions Privacy Policy Refund/ Cancellation Policy Website Policy

Step 7 : Click on here or click of Application preview for final submission

Diploma Engineering Entrance Examination of Tripura
(Department of Higher Education)

Home About Us Contact Us Profile Change Password Feedback Logout How to Apply

Application Saved Successfully. [Click here](#) for Final Submission

User Account Information:

User Reference ID:	UZ020031000005
Name:	Ruman Sarkar
Date of Birth:	02/03/1988
Email:	cswithruman@gmail.COM
Mobile:	7005213704

[Change Password](#)

DEET Session

Last Online Application Date:	
Last Payment Date:	
Application Fee (In Rupees):	
For General/SC/ST:	350
For BPL:	200

[Apply Online](#)

User Profile Information:

Father's Name:	Lt Anil Sarkar
Mother's Name:	Arati Sarkar
Gender:	Male
Category:	SC

[View More](#)

[Edit Profile](#)

ITI Lateral Entry Session

Last Online Application Date:	
Last Payment Date:	
Application Fee (In Rupees):	
For General/SC/ST:	350
For BPL:	200

[Edit Application](#) [Application Preview](#)

[Terms and Conditions](#) [Privacy Policy](#) [Refund/ Cancellation Policy](#) [Website Policy](#)

Disclaimer : Website Designed & Developed by NIC. Content provided by Higher Education, Tripura.

Step 8 : Click on **submit Application**
(If you want to edit application
click on **Edit Application**)

Diploma Engineering Entrance Examination of Tripura
(Department of Higher Education)

Home About Us Contact Us Profile Change Password Feedback Logout How to Apply

Application Preview for ITI Lateral Entry Session

Academic Qualification Details of ITI courses

ITI course is NCVT Approved: Yes Passed 2 yrs ITI course after class 10th or Madhyamik examination: Yes

Name of The Institute: Indranagar ITI Address of The Institute: Indranagar
Year of Passing / Appearing: 2020 Name of The Trade: Computer Science

Main Subjects		
Subject Name	Full Marks	Obtained Marks
Paper I	100	78
Paper II	100	81
Paper III	100	72
Practical	100	91

Percentage Marks: 80.5 Consolidated Full Marks: 400
Consolidated Obtained Marks: 322

Academic Qualification Details of Madhyamik or Equivalent Examination

Name of The Institute/School: Umakanta Academy Address of The Institute/School: Akhaura Rd, Battala, Agartala, Tripura
Year of Passed: 2016 Marks Obtained/Grade: 79/001
If CGPA is applicable: true Overall Percentage/CGPA: 71.0
Full Marks/Total Grade: 0
Grade/Division: First

Previously Admitted: No School/Board Conducted: Board
Venue Preference: Agartala Venue Preference: Ambassa
PRTC Number: PRTC/2017/12345

ITI Final Mark sheet: [View File](#) ITI Pass Certificate: [View File](#)
Madhyamik Pass Certificate: [View File](#) PRTC Certificate: [View File](#)

I do hereby declare that I shall abide by all the rules and regulations of the Tripura State Government and also the instructions laid down by the Central Selection Committee 2021. The information furnished in this application are true to the best of my knowledge and belief.

[Edit Application](#) [Submit Application](#)

Percentage Marks: 80.5 Consolidated Full Marks: 400
Consolidated Obtained Marks: 322

Academic Qualification Details of Madhyamik or Equivalent Examination

Name of The Institute/School: Umakanta Academy Address of The Institute/School: Akhaura Rd, Battala, Agartala, Tripura

Year of Passed: 2016 Marks Obtained/Grade: 79/001
If CGPA is applicable: true Overall Percentage/CGPA: 71.0
Full Marks/Total Grade: 0
Grade/Division: First

Previously Admitted: No School/Board Conducted: Board
Venue Preference: Agartala Venue Preference: Ambassa
PRTC Number: PRTC/2017/12345


ITI Final Mark sheet: [View File](#) ITI Pass Certificate: [View File](#)
Madhyamik Pass Certificate: [View File](#) PRTC Certificate: [View File](#)

I do hereby declare that I shall abide by all the rules and regulations of the Tripura State Government and also the instructions laid down by the Central Selection Committee 2021. The information furnished in this application are true to the best of my knowledge and belief.

[Edit Application](#) [Submit Application](#)

Then Click
on OK

Step 9: Click here or here for making payment

 Diploma Engineering Entrance Examination of Tripura
(Department of Higher Education)

[Home](#) [About Us](#) [Contact Us](#) [Profile](#) [Change Password](#) [Feedback](#) [Logout](#) [How to Apply](#)

Application Submitted Successfully. [Click here to Make Payment.](#)

User Account Information:

User Reference ID: U2020031000005

Name: Ruman Sarkar


Date of Birth: 02/03/1988

Email: cswithruman@gmail.COM

Mobile: 7005213704

[Change Password](#)

User Profile Information:



Father's Name: Lt Anil Sarkar

Mother's Name: Arati Sarkar

Gender: Male

Category: SC

[View More](#)

[Edit Profile](#)

DEEET Session :

Last Online Application Date:

Last Payment Date:

Application Fee (In Rupees):

For General/SC/ST: 350

For BPL: 200

[Apply Online](#)

ITI Lateral Entry Session

Last Online Application Date:

Last Payment Date:

Application Fee (In Rupees):

For General/SC/ST: 350

For BPL: 200

[Make Payment](#)

[Terms and Conditions](#) [Privacy Policy](#) [Refund/ Cancellation Policy](#) [Website Policy](#)

Disclaimer : Website Designed & Developed by NIK. Content provided by Higher Education, Tripura.

Diploma Engineering Entrance Examination of Tripura
(Department of Higher Education)

Home About Us Contact Us Profile Change Password Logout How to Apply

Payment Information:

Candidate's Name : Mr. Rohan Sarkar

Applying For : DEEET Session

Mobile No. : 8837077415

Email ID : cscpolytechnic2020@gmail.com

Online Payment Last Date :

Category (Amount): BPL (Rs. 3)

Make Payment (₹)

1. Click on **Make payment** Button to make payment
2. Payment Gateway page will appear.
3. Complete the Payment process.

Credit Card >

Debit Card

Debit Card + ATM PIN

Internet Banking

Wallet/ Cash Cards

Pay by Credit Card

VISA MasterCard RuPay

Card Number

Enter card number

Expiration Date

Month Year

CVV/CVC

CVV/CVC

Card Holder Name

Enter card holder name

Make Payment

Cancel

Diploma Engineering Entrance Examination of Tripura
(Department of Higher Education)

Home About Us Contact Us Profile Change Password Logout How to Apply

Payment Response

Dear Mr. Rohan Sarkar, Your payment of Rs. 3 received successfully.

Registration No.: U2020031900020

Order Id: OR20031912453320180

Transaction Reference No.: SSB18634924794

Status: Completed successfully.

Please note Order Id and Transaction Reference No. for future reference.

Print Payment Receipt **Print Acknowledgment**

1. Application Submission for ITI Lateral 2023 is completed.
2. Download and Print Payment receipt and Acknowledgement for future reference.

User Registration Number: U2020031900020

Name: Mr. Rohan Sarkar

Date of Birth: 02/06/1998

Email: cscpolytechnic2020@gmail.com

Mobile: 8837077415

Father's Name: Mr. Suman Sarkar

Father's Occupation: Teacher

Mother's Occupation: Housewife

Monthly Income: 2000

Category: SC

Nationality: Indian

Ex-Serviceman/Personnel: No

Religion: Hindu

Physically Handicapped: No

Address for Communication: Changpara, Subdurgam Agapala, Changpara, District West Tripura PIN- 720002

Examination Session: 2020

Year of Passing / Appearing: AGAS/16/REG N/N 42508

Name of The Board: TBSE

Main Subjects:

Subject Name	Full Marks	Observed Marks
English	0	0
Mathematics	0	0
Phy Science/Science	0	0

Total Marks: 0 **Total number of Subjects:** 0

Percentage/GDP: 0.0

Previously Admitted: No **School/Board Conducted:** Agapala **Not Applicable:** Not Applicable

Signature:

Date: